

peronda

GRANIER WALL

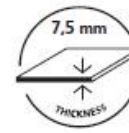









Granier wall



GRANIER



33,3 * 100 * 0,86 cm | 13 * 39"

RECTIFIED	SHAPED BN10
HONEY	34773
NATURAL	34772
TAUPE	34774

MATCHING FLOOR COLLECTIONS

GRANIER_PORCELAIN | Pag. 108

GRANIER FLOOR

PORCELAIN



24 * 151 * 1 cm | 9 * 59"

RECTIFIED	ALL IN ONE BN121
ASH	34641
HONEY	34637
MAPLE	34639
NATURAL	34638
TAUPE	34640

CARACTERÍSTICAS TÉCNICAS. TECHNICAL CHARACTERISTICS

joint	wall tiles	matt	different shades	shade variation	various graphics	thickness

EMBALAJE | PACKING

Los pesos aquí reflejados pueden sufrir ligeras variaciones en función del lote de producción.
Weights shown here may slightly vary depending on the production lot.

Formato sizes	Cajas boxes			Pallet				Cont./20' 21500 kg.	Cont./20' 24000 kg.
	Piezas	m2/ sq.m	kg	Cajas	m2/ sq.m	kg	Tamaño cm aprox.		
33,3 * 100 * 0,86	5	1,67	22,45	24	40,08	581	118 * 110 * 82	1484	1603
Inch	units	ft2	lb	Boxes	ft2	lb	Sizes Inch approx.	ft2	ft2
13 1/8 * 39 3/8 * 5/16	5	17,98	49,49	24	431,42	1280,89	46 7/16 * 43 5/16 * 18 7/8	15973,64	17254,55


GRANIER FLOOR















Granier floor



MATCHING
WALL COLLECTIONS
GRANIER_WHITE BODY | Pag. 266

GRANIER



36 patterns

24 * 151 * 1 cm | 9 * 59"

RECTIFIED	ALL IN ONE
	BN121
ASH	34641
HONEY	34637
MAPLE	34639
NATURAL	34638
TAUPE	34640

CARACTERÍSTICAS TÉCNICAS | TECHNICAL CHARACTERISTICS

joint	frost proof	versatile	mat
various moulds	different shades	shade variation	various graphics

CARACTERÍSTICAS TÉCNICAS ANTIDESLIZAMIENTO | ANTI-SLIP CHARACTERISTICS

Ensayo Essay	Características Features	Resultado Result
		ALL IN ONE
DIN 51130	Angulo crítico (Pies calzados) Critical angle (footwear)	R11
DIN 51097	Angulo crítico (Pies descalzos) Critical angle (Wet loaded barefoot)	A+B+C
BS-7976-2	Antideslizamiento (Test del péndulo) Slip resistance (Pendulum test-PTV)	+36 Wet
UNE-41901 EX	Antideslizamiento (Test del péndulo) Slip resistance (Pendulum test)	Class 3
ANSI A137.1	Coefficiente de Fricción Dinámico Dynamic Coefficient of Friction (DCOF)	> 0,42

PIEZA COMPLEMENTARIA | COMPLEMENTARY PIECE

AF. Alféizar - Window sill	PL. /18 Peldaño técnico - Technical stair - thread	PT. Peldaño técnico - Technical stair - thread	PR. Peldaño romano Rounded stair - thread	R. Rodaple Skirting	S.K.L.	S.K.D.	Z.R.I.	Z.R.D.
25*90 cm 10*36" P77 25*120 cm 10*48" P54	30*151 cm 12 * 59" P80	30*151 cm 12 * 59" P80 A= 1 cm B= 3 cm	30*151 cm 12 * 59" P54	8*60 cm 3*24" P34	8*30 cm 3 * 12" P55			

EMBALAJE | PACKING

(Los pesos aquí reflejados pueden sufrir ligeras variaciones en función del lote de producción. Weights shown here may slightly vary depending on the production lot.)

Formato Sizes	Cajas Boxes			Pallet			Cont./20* 21500 kg.	Cont./20* 24000 kg.	
	Piezas	m ² /sq.m	kg	Cajas	m ² /sq.m	kg	Tamaño cm aprox.	m ² /sq.m	
cm	units	ft ²	lb	Boxes	ft ²	lb	Sizes Inch approx.	ft ²	
24 * 151 * 1	3	1,09	24,27	48	52,32	1200	160 * 92 * 63	889 m ² (17 pallets)	20399 kg (17 pallets)
9 7/16 * 59 7/16 * 7/16	3	11,73	52,9	48	563,16	2645,54	63 * 32 1 1/16 * 24 13/16	9569,12 ft ² (17 pallets)	44972,1 lb (17 pallets)

MANHATTAN FLOOR
















MANHATTAN



14 patterns

60 * 120 * 1 cm | 24 * 48"

RECTIFIED	ALL IN ONE
	BN116
BONE	34745
GREY	34742
SILVER	34744
WHITE	34782



12 patterns

90 * 90 * 1 cm | 36 * 36"

RECTIFIED	ALL IN ONE
	BN90
BONE	34747
GREY	34746
SILVER	34748
WHITE	34874



28 patterns

60 * 60 * 1 cm | 24 * 24"

RECTIFIED	ALL IN ONE
	BN88
BONE	34750
GREY	34749
SILVER	34751
WHITE	34873


White




Bone



Silver



Grey



CARACTERÍSTICAS TÉCNICAS | TECHNICAL CHARACTERISTICS

joint	frost proof	versatile	matt	full body	different shades	shade variation	various graphics

CARACTERÍSTICAS TÉCNICAS ANTIDESLIZAMIENTO | ANTI-SLIP CHARACTERISTICS

Ensayo Essay	Características Features	
		ALL IN ONE
DIN 51130	Ángulo crítico (Pies calzados) Critical angle (footwear)	R 11
DIN 51097	Ángulo crítico (Pies descalzados) Critical angle (Wet loaded barefoot)	A+B+C
BS 7976-2	Antideslizamiento (Test del péndulo) Slip resistance (Pendulum test-PTV)	+36 Wet
UNE 41901 EX	Antideslizamiento (Test del péndulo) Slip resistance (Pendulum test)	Class 3
ANSI A137.1	Coefficiente de Fricción Dinámico Dynamic Coefficient of Friction (DCOF)	>0,42
ISO 10545-6	Resistencia a la abrasion profunda/ Resistance to Deep Abrasion	< 175 mm3

EMBALAJE | PACKING

(Los pesos aquí reflejados pueden sufrir ligeras variaciones en función del lote de producción. Weights shown here may slightly vary depending on the production lot.)

Formato Sizes	Placa Slab			Cajón madera Wooden crate			Cont./20' 24500-24000 kg. (24 cajones crates)		
	Piezas	m ² /sq.m	kg	placas	m ² /sq.m	kg	Tamaño cm aprox.	m ² /sq.m	Kg
60 * 120 * 1	2	1,44	33,18	27	38,88	920	120 * 80 * 75	908,61	1014,26
90 * 90 * 1	2	1,62	40	22	35,64	905	105 * 95 * 75	846,7	945,15
60 * 60 * 1	3	1,08	24,30	40	43,2	996	120 * 80 * 75	933	1041
inch	units	ft ²	lb	Slabs	ft ²	lb	Sizes inch approx.	ft ²	lb
23 5/8 * 47 1/4 * 3/8	2	15,50	73,16	27	418,50	2028,60	41 5/16 * 31 1/2 * 29 1/2	9780,26	10917,50
35 7/16 * 35 7/16 * 3/8	2	17,44	83,69	22	383,63	1.896,22	41 5/6 * 37 3/8 * 29 1/2	9589,39	10704,43
23 5/8 * 23 5/8 * 3/8	3	11,63	53,57	40	465	2195,8	48 1/4 * 31 1/2 * 29 1/2	10042,7	11205,23

MANHATTAN WALL | MANHATTAN 4D

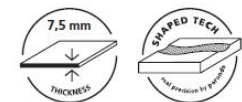








Manhattan wall



MANHATTAN

14 patterns	RECTIFIED	SHAPED	33,3 * 100 * 0,75 cm 13 * 39"
	BONE	BN8	
	SILVER		34753
	WHITE		34754

MANHATTAN WAVY


14 patterns	RECTIFIED	SHAPED	33,3 * 100 * 0,86 cm 13 * 39"
	BONE	BN10	
	BEIGE		34758
	GREY		34756
	WHITE		34760

MANHATTAN LINES

14 patterns	RECTIFIED	SHAPED	33,3 * 100 * 0,86 cm 13 * 39"
	BONE	BN10	
	BEIGE		34757
	GREY		34755
	WHITE		34759

MATCHING FLOOR COLLECTIONS

MANHATTAN_PORCELAIN | Pag. 160



MANHATTAN FLOOR

24 patterns	RECTIFIED	ALL IN ONE	60 * 60 * 1 cm 24 * 24"
	BONE	BN88	
	GREY		34749
	WHITE		34751

MANHATTAN 4D



100 * 275 * 0,6 cm | 39 * 108"

RECTIFIED	SHAPED	
	BN141	BN142
BONE	34685	
GREY	34880	
SILVER	34686	
WHITE	34687	



100 * 100 * 0,8 cm | 39 * 39"

RECTIFIED	SHAPED	ANTISLIP
	BN135	BN144
BONE	34737	34738
GREY	34735	34740
SILVER	34736	34739
WHITE	34876	37877

PIEZA COMPLEMENTARIA | COMPLEMENTARY PIECE

A.F. Alféizar - Window sill	PL./18 Peldaño técnico - Technical stair - thread	PT. Peldaño técnico - Technical stair - thread	PR. Peldaño Romo Rounded stair - thread	R. Rodaple Skirting	S.K.I.	S.K.D.	Z.R.I.	Z.R.D.
25*90 cm 10*36" P77 25*120 cm 10*48" P54	30*100 cm 12*39" P74	30*100 cm 12*39" P74 A= 0,8 cm B= 2,4 cm	30*100 cm 12*39" P85	8*100 cm 3*39" P45	8*30 cm 3*12" P53			

PIEZA ESPECIAL PISCINA | SPECIAL PIECE POOL



P.V. Peldaño Vierendeau Pool Coping	ANG.P.V. Peldaño vierendeau angulo Pool Coping internal corner	E.P.V. Peldaño vierendeau esquina Pool Coping external corner	REJ. Rejilla Drainage grate	ANG.REJ. Angulo rejilla Angle corner drainage grate	T.REJ. Taco rejilla Square corner drainage grate
20*100 cm 8*39" P82	20*100 cm 8*39" P80 (PACK 2 units)	20*100 cm 8*39" P80 (PACK 2 units)	15*50*1,6 cm 6*20" P87	15*50*1,6 cm 6*20" P74 (PACK 2 units)	15*15*1,6 cm 6*6" P66

White

Bone

Silver

Grey



CARACTERÍSTICAS TÉCNICAS | TECHNICAL CHARACTERISTICS

joint	frost proof	versatile	mat	full body	different shades	shade variation	various graphics

CARACTERÍSTICAS TÉCNICAS ANTIDESLIZAMIENTO | ANTI-SLIP CHARACTERISTICS

Ensayo Essay	Características Features	Resultado Result
DIN 51130	Angulo crítico (Pies calzados) Critical angle (footwear)	-
DIN 51097	Angulo crítico (Pies descalzados) Critical angle (Wet loaded barefoot)	-
BS 7976-2	Antideslizamiento (Test del péndulo) Slip resistance (Pendulum test-PTV)	-
UNE 41901 EX	Antideslizamiento (Test del péndulo) Slip resistance (Pendulum test)	Class 1
ANSI A137.1	Coefficiente de Fricción Dinámico Dynamic Coefficient of Friction (DCOF)	>0,42
ISO 10545-6	Resistencia a la abrasión profunda/ Resistance to Deep Abrasion	< 175 mm ³

EMBALAJE | PACKING

(Los pesos aquí reflejados pueden sufrir ligeras variaciones en función del lote de producción. Weights shown here may slightly vary depending on the production lot.)

Formato Sizes	Cajas Boxes			Pallet			Cont./20' 21500 kg.		Cont./20' 24000 kg.	
	Piezas	m ² /sq.m	kg	Cajas	m ² /sq.m	kg	Tamaño cm aprox.	m ² /sq.m	m ² /sq.m	
100 * 100 * 0,8	2	2	37	32	64	1226	112 * 112 * 100	1122,35	1252,85	
inch	units	ft ²	lb	Boxes	ft ²	lb	Sizes Inch approx.	ft ²	ft ²	
39 3/8 * 39 3/8 * 5/16	2	21,53	81,59	32	688,90	2703,33	44 1/16 * 44 1/16 * 39 3/8	12080,97	13485,73	

EMBALAJE PLACA | SLAB PACKING

(Los pesos aquí reflejados pueden sufrir ligeras variaciones en función del lote de producción. Weights shown here may slightly vary depending on the production lot.)

Formato Sizes	Placa Slab			Cajón madera Wooden crate				Cont./20' 21500-24000 kg. (24 cajones crates)	
	Piezas	m ² /sq.m	kg	placas	m ² /sq.m	kg	Tamaño cm aprox.	m ² /sq.m	Kg
100 * 275 * 0,6	1	2,75	38,5	20	55	878,2	112 * 283 * 32	1320	21076,8
inch	units	ft ²	lb	Slabs	ft ²	lb	Sizes Inch approx.	ft ²	lb
39 3/8 * 102 3/8 * 1/4	1	29,6	84,87	20	592	1936,1	44 1/8 * 109 7/16 * 12 3/16	14208,36	46466,4

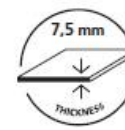
GROUND WALL







Ground wall



GROUND

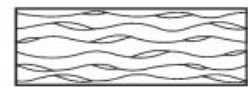


15 patterns

33,3 * 100 * 0,75 cm | 13 * 39"

RECTIFIED	NATURAL
	BN65
BONE	34761
SILVER	34762
WHITE	34763

GROUND DECOR



15 patterns

33,3 * 100 * 0,86 cm | 13 * 39"

RECTIFIED	NATURAL
	BN66
BONE	34813
SILVER	34815
WHITE	34814

MATCHING FLOOR COLLECTIONS

GROUND_PORCELAIN | Pag. 120

GROUND FLOOR

PORCELAIN



30 patterns

60 * 60 * 1 cm | 24 * 24"

RECTIFIED	SOFT
	BN33
BONE	24936
GREY	24937
SILVER	24938

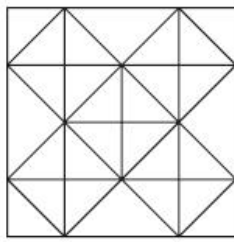
CARACTERÍSTICAS TÉCNICAS. TECHNICAL CHARACTERISTICS

joint	wall tiles	matte	different shades	shade variation	various graphics	thickness

EMBALAJE | PACKING

Formato Sizes	Cajas Boxes			Pallet			Tamaño cm aprox. Sizes Inch approx.	Cont./20'	Cont./20'
	Piezas	m2/ sq.m	kg	Cajas	m2/ sq.m	kg		21500 kg.	24000 kg.
33,3 * 100 * 0,75	6	2	24,92	24	48	640	118 * 110 * 82	1612	1800
33,3 * 100 * 0,86	5	1,67	22,45	24	40,08	581	118 * 110 * 82	1484	1603
Inch	units	ft2	lb	Boxes	ft2	lb	Sizes Inch approx.	ft2	ft2
13 1/8 * 39 3/8 * 1/4	6	21,53	54,94	24	516,67	1410,96	46 7/16 * 43 5/16 * 18 7/8	17351,42	19375,04
13 1/8 * 39 3/8 * 5/16	5	17,98	49,49	24	431,42	1280,89	46 7/16 * 43 5/16 * 18 7/8	15973,64	17254,55

Los pesos aquí reflejados pueden sufrir ligeras variaciones en función del lote de producción.
Weights shown here may slightly vary depending on the production lot.



Ghent



GHENT 4D


GHENT 20 mm

NEW




100 * 260 * 0,6 cm
6 patterns

SHAPED



100 * 180 * 0,8 cm
12 patterns

SHAPED



100 * 100 * 0,8 cm
12 patterns

**SHAPED
ANTISLIP**

20 mm

NEW



100 * 100 * 2 cm
12 patterns

ANTISLIP

20 mm

NEW



50 * 100 * 2 cm
12 patterns

ANTISLIP



White

Beige

Silver

Grey



FS FOREST

FS JAIPUR

FS LOFT

FS IRON








































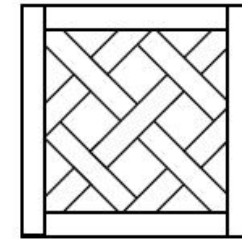




FS FOREST natural



FS FOREST mix LT



10 patterns

45 * 45 * 1,05 cm
18 * 18"

NO RECTIFIED	NATURAL	LAYER TECH
	BN14	BN17
FS FOREST BLACK	34443	
FS FOREST NATURAL	34444	
FS FOREST NATURAL MIX		34445
FS FOREST WHITE	34442	




FS FOREST black



FS FOREST white



FS FOREST plank



48 patterns

7,3 * 45 * 1,05 cm
2,9 * 18"


NO RECTIFIED	NATURAL
	BN146
FS FOREST PLANK	34881



FS JAIPUR white LT



FS JAIPUR black LT



10 patterns

45 * 45 * 1,05 cm
18 * 18"

NO RECTIFIED	LAYER TECH
	BN17
FS JAIPUR BLACK LT	34438
FS JAIPUR WHITE LT	34439




FS LOFT white



FS LOFT clay



FS LOFT black



20 * 40 * 1,03 cm
8 * 16"

NO RECTIFIED	DEEP TECH
	BN18
FS LOFT BLACK LT	34450
FS LOFT CLAY LT	34451
FS LOFT WHITE LT	34449



FS IRON white LT



FS IRON oxide LT



20 * 40 * 1,03 cm
8 * 16"

NO RECTIFIED	LAYER TECH DEEP TECH
	BN18
FS IRON OXIDE LT	34446
FS IRON WHITE LT	34447

peronda